



CITY OF RACINE • BUILDING DEPARTMENT • 730 WASHINGTON AVE • ROOM 304 • RACINE WI 53403  
PHONE 262 636 9464 • FAX 262 636 9329 • [www.cityofracine.org](http://www.cityofracine.org)

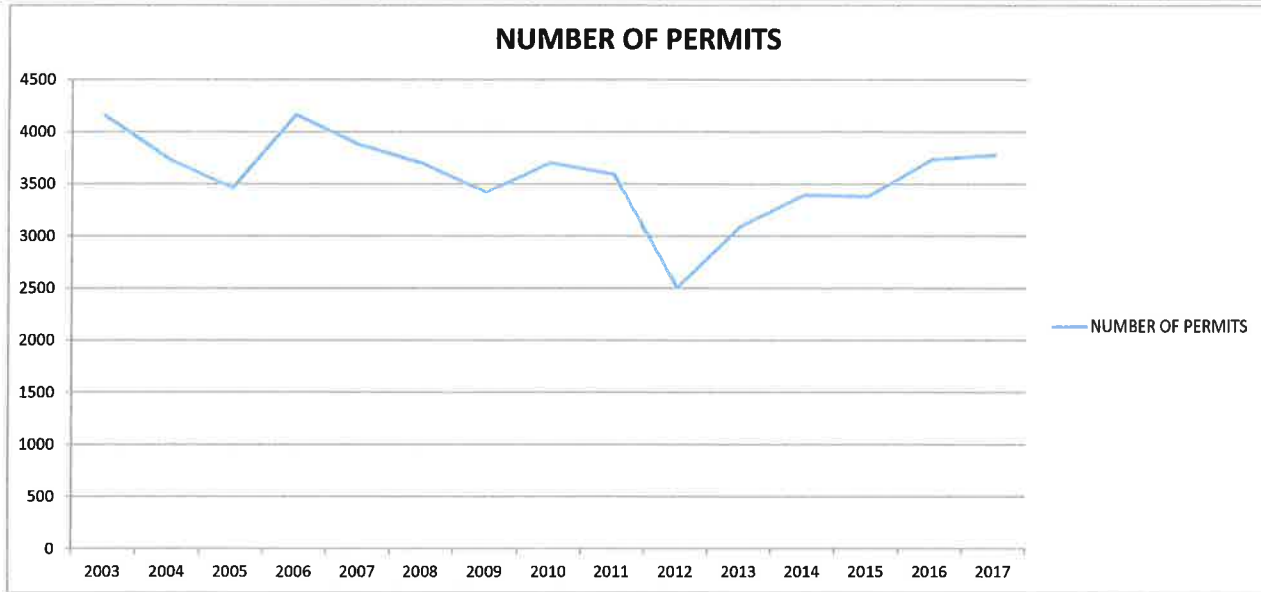
Kenneth D. Plaski  
Chief Building Inspector  
Zoning Administrator

---

## BUILDING DEPARTMENT PERMIT TOTALS FOR THE YEARS 2003 TO 2017

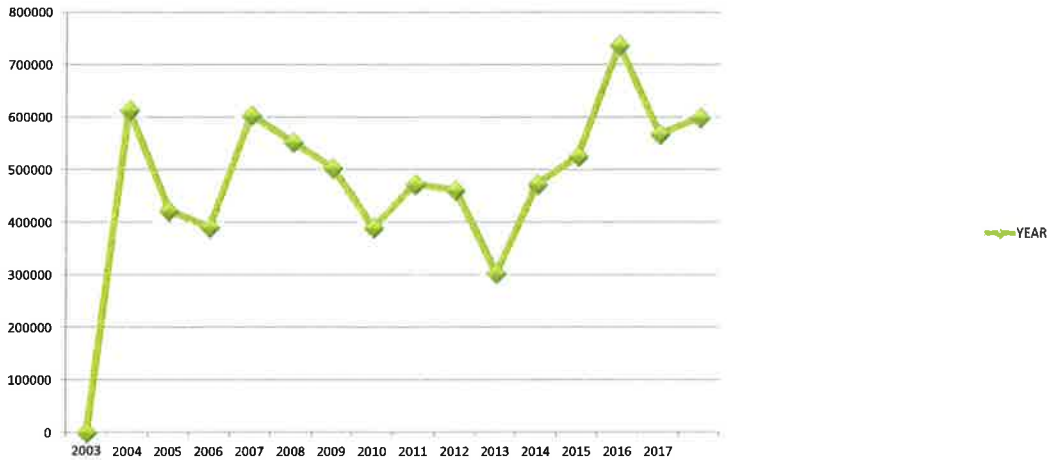
2003	\$634,000
2004	\$439,000
2005	\$390,000
2006	\$625,000
2007	\$574,000
2008	\$522,000
2009	\$401,000
2010	\$484,000
2011	\$472,000
2012	\$369,000
2013	\$542,000
2014	\$539,000
2015	\$754,000
2016	\$585,000
2017	\$600,014

YEAR	NUMBER OF PERMITS	PERMIT REVENUE	PLAN REVIEW	PLAN REVIEW REVENUE	REC FEES	TOTAL VALUE OF CONSTRUCTION
2003	4157	614,209	105	19,941	NA	UNAVAILABLE
2004	3736	422,461	118	16,848	NA	UNAVAILABLE
2005	3459	390,962	114	14,768	NA	UNAVAILABLE
2006	4162	604,159	115	21,364	NA	UNAVAILABLE
2007	3877	553,093	81	21,005	NA	UNAVAILABLE
2008	3698	503,865	70	18,430	NA	UNAVAILABLE
2009	3419	390,333	50	10,730	NA	17,131,068
2010	3703	472,508	45	11,599	NA	28,320,363
2011	3592	461,769	50	11,313	NA	25,899,629
2012	2504	303,071	52	9,286	9,960	16,754,939
2013	3093	472,710	58	16,190	277	30,048,758
2014	3396	526,115	68	13,330	13,800	26,669,270
2015	3380	737,622	53	12,721	17,120	54,030,147
2016	3733	568,278	54	16,820	10,350	26,763,851
2017	3778	600,014	62	19,028	3,450	37,031,324

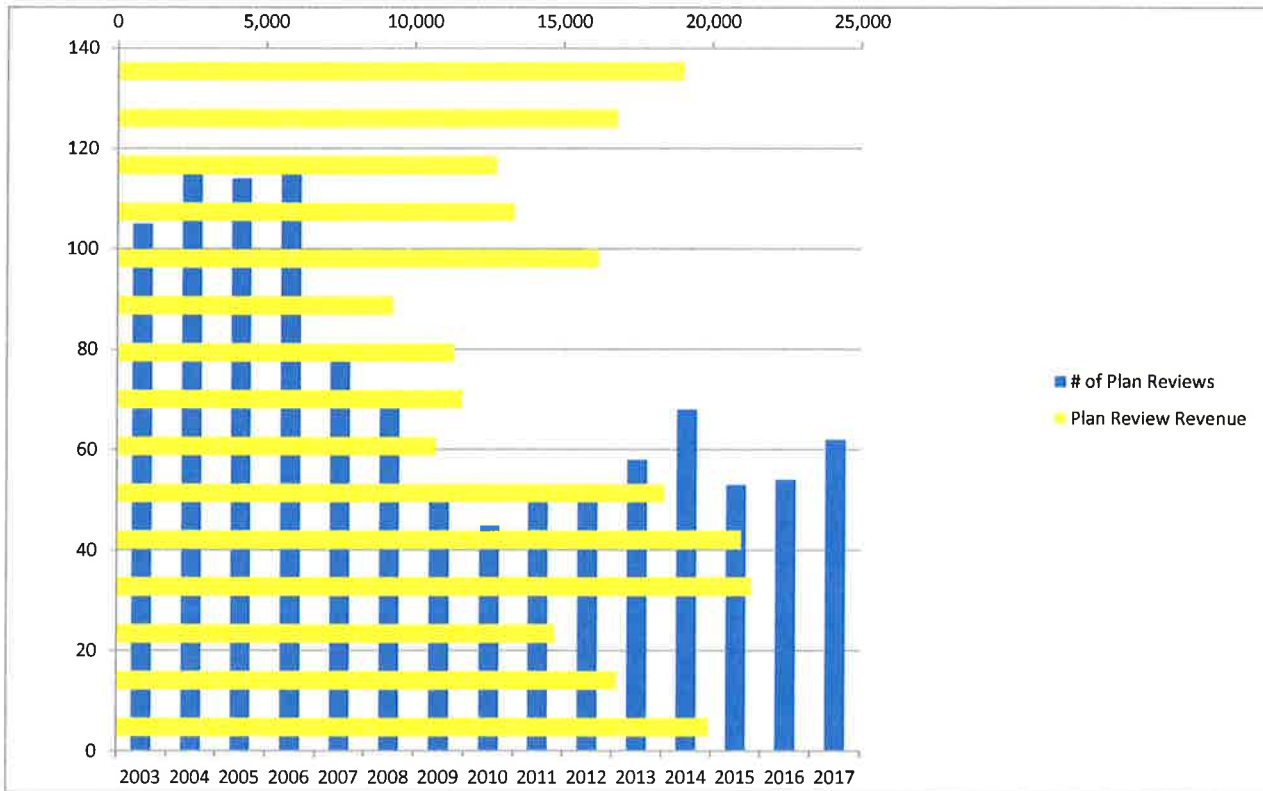


YEAR	NUMBER OF PERMITS	PERMIT REVENUE	PLAN REVIEWS	PLAN REVIEW REVENUE	REC FEES	TOTAL VALUE OF CONSTRUCTION
2003	4157	614,209	105	19,941	NA	UNAVAILABLE
2004	3736	422,461	118	16,848	NA	UNAVAILABLE
2005	3459	390,962	114	14,768	NA	UNAVAILABLE
2006	4162	604,159	115	21,364	NA	UNAVAILABLE
2007	3877	553,093	81	21,005	NA	UNAVAILABLE
2008	3698	503,865	70	18,430	NA	UNAVAILABLE
2009	3419	390,333	50	10,730	NA	17,131,068
2010	3703	472,508	45	11,599	NA	28,320,363
2011	3592	461,769	50	11,313	NA	25,899,629
2012	2504	303,071	52	9,286	9,960	16,754,939
2013	3093	472,710	58	16,190	277	30,048,758
2014	3396	526,115	68	13,330	13,800	26,669,270
2015	3380	737,622	53	12,721	17,120	54,030,147
2016	3733	568,278	54	16,820	10,350	266,763,851
2017	3778	600,014	62	19,028	3,450	37,031,324

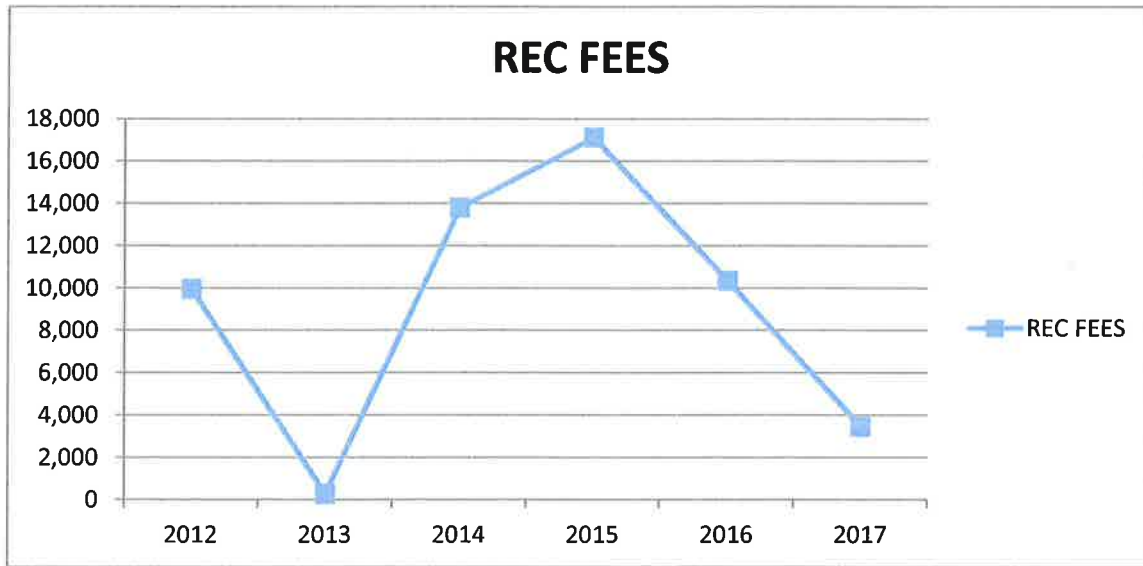
PERMIT REVENUE



YEAR	NUMBER OF PLAN REVIEWS	PLAN REVIEW REVENUE
2003	105	19,941
2004	118	16,848
2005	114	14,768
2006	115	21,364
2007	81	21,005
2008	70	18,430
2009	50	10,730
2010	45	11,599
2011	50	11,313
2012	52	9,286
2013	58	16,190
2014	68	13,330
2015	53	12,721
2016	54	16,820
2017	62	19,028



<b>YEAR</b>	<b>REC FEES</b>
<b>2003</b>	<b>NA</b>
<b>2004</b>	<b>NA</b>
<b>2005</b>	<b>NA</b>
<b>2006</b>	<b>NA</b>
<b>2007</b>	<b>NA</b>
<b>2008</b>	<b>NA</b>
<b>2009</b>	<b>NA</b>
<b>2010</b>	<b>NA</b>
<b>2011</b>	<b>NA</b>
<b>2012</b>	<b>9,960</b>
<b>2013</b>	<b>277</b>
<b>2014</b>	<b>13,800</b>
<b>2015</b>	<b>17,120</b>
<b>2016</b>	<b>10,350</b>
<b>2017</b>	<b>3,450</b>



<b>YEAR</b>	<b>TOTAL VALUE OF CONSTRUCTION</b>
2003	0
2004	0
2005	0
2006	0
2007	0
2008	0
2009	17,131,068
2010	28,320,363
2011	25,899,629
2012	16,754,939
2013	30,048,758
2014	26,669,270
2015	54,030,147
2016	26,763,851
2017	37,031,324

